

CURRENT 20 Ampere
 VOLTAGE RANG 45 to 150 Volts


SB2045LCT THRU SB20150LFCT

Features

- Low Forward Voltage Drop
- Reliable High Temperature Operation
- Softest, Fast Switching Capability
- 150°C Operating Junction Temperature
- Lead Free Finish, RoHS Compliant

Typical Applications

Device optimized for ultra-low forward voltage drop to maximize efficiency in Power Supply applications



Characteristics

Maximum Ratings Characteristics (TA = 25°C unless otherwise specified)

Parameter	Symbol	SB2045 LCT/LFCT	SB2060 LCT/LFCT	SB20100 LCT/LFCT	SB20150 LCT/LFCT	Units
DC Blocking Voltage	V _{RM}	45	60	100	150	Volts
Peak Repetitive Reverse Voltage	V _R RM					
Average Rectified Forward Current Per device 10A*2 (Rated VR-20Khz Square Wave) - 50% duty cycle	I _o	20				Amps
Peak Forward Surge Current - 1/2 60hz	I _{FSM}	180				Amps
Peak Repetitive Reverse Surge Current (2uS-1Khz)	I _{RRM}	2				Amps
Typical Thermal Resistance (per leg) Package = TO-220AB Package = TO-262 TO-263 Package = ITO-220AB	R _{θjc}	2 3 4				°C/W
Human Body Model ESD Protection (TO-220)	ESD HBM	8				KV
Maximum Rate of Voltage Change (at Rated VR)	dv/dt	10000				V/uS
Operating Junction Temperature	T _J	- 65 to +150				°C
Storage Junction Temperature	T _{STG}	- 65 to +150				°C

CURRENT 20 Ampere
VOLTAGE RANG 45 to 150 Volts

SB2045LCT THRU SB20150LFCT

Electrical Characteristics - (per leg) ($T_A = 25^\circ\text{C}$ unless otherwise specified)

	Parameter	Test Conditions	Symbol	Typ.	Max.	Units	
SB20145LCT/LFCT	Instantaneous Forward Voltage	$I_F = 4\text{ A}$	$T_j = 25^\circ\text{C}$	V_F^*	0.32	-----	Volts
		$I_F = 10\text{ A}$			0.42	0.47	
		$I_F = 4\text{ A}$	$T_j = 125^\circ\text{C}$		0.24	-----	
		$I_F = 10\text{ A}$			0.37	0.41	
	Instantaneous Reverse Current	$V_R = 36\text{ V}$	$T_j = 25^\circ\text{C}$	I_R^*	4	-----	μA
		$V_R = 45\text{ V}$			14	80	μA
		$V_R = 36\text{ V}$	$T_j = 125^\circ\text{C}$		-----	-----	mA
		$V_R = 45\text{ V}$			-----	5	mA
SB2060LCT/LFCT	Instantaneous Forward Voltage	$I_F = 4\text{ A}$	$T_j = 25^\circ\text{C}$	V_F^*	0.37	-----	Volts
		$I_F = 10\text{ A}$			0.48	0.52	
		$I_F = 4\text{ A}$	$T_j = 125^\circ\text{C}$		0.29	-----	
		$I_F = 10\text{ A}$			0.42	0.46	
	Instantaneous Reverse Current	$V_R = 42\text{ V}$	$T_j = 25^\circ\text{C}$	I_R^*	6	-----	μA
		$V_R = 60\text{ V}$			14	80	μA
		$V_R = 42\text{ V}$	$T_j = 125^\circ\text{C}$		-----	-----	mA
		$V_R = 60\text{ V}$			-----	5	mA
SB20100LCT/LFCT	Instantaneous Forward Voltage	$I_F = 4\text{ A}$	$T_j = 25^\circ\text{C}$	V_F^*	0.45	-----	Volts
		$I_F = 10\text{ A}$			0.60	0.66	
		$I_F = 4\text{ A}$	$T_j = 125^\circ\text{C}$		0.38	-----	
		$I_F = 10\text{ A}$			0.54	0.57	
	Instantaneous Reverse Current	$V_R = 70\text{ V}$	$T_j = 25^\circ\text{C}$	I_R^*	6	-----	μA
		$V_R = 100\text{ V}$			16	80	μA
		$V_R = 70\text{ V}$	$T_j = 125^\circ\text{C}$		-----	-----	mA
		$V_R = 100\text{ V}$			-----	5	mA
SB20150LCT/LFCT	Instantaneous Forward Voltage	$I_F = 4\text{ A}$	$T_j = 25^\circ\text{C}$	V_F^*	0.55	-----	Volts
		$I_F = 10\text{ A}$			0.70	0.75	
		$I_F = 4\text{ A}$	$T_j = 125^\circ\text{C}$		0.42	-----	
		$I_F = 10\text{ A}$			0.67	0.70	
	Instantaneous Reverse Current	$V_R = 105\text{ V}$	$T_j = 25^\circ\text{C}$	I_R^*	6	-----	μA
		$V_R = 150\text{ V}$			18	80	μA
		$V_R = 105\text{ V}$	$T_j = 125^\circ\text{C}$		-----	-----	mA
		$V_R = 150\text{ V}$			-----	5	mA

* Pulse width < 300 μs , Duty cycle < 2%

CURRENT 20 Ampere
 VOLTAGE RANG 45 to 150 Volts

SB2045LCT THRU SB20150LFCT

RATING AND CHARACTERISTIC CURVES

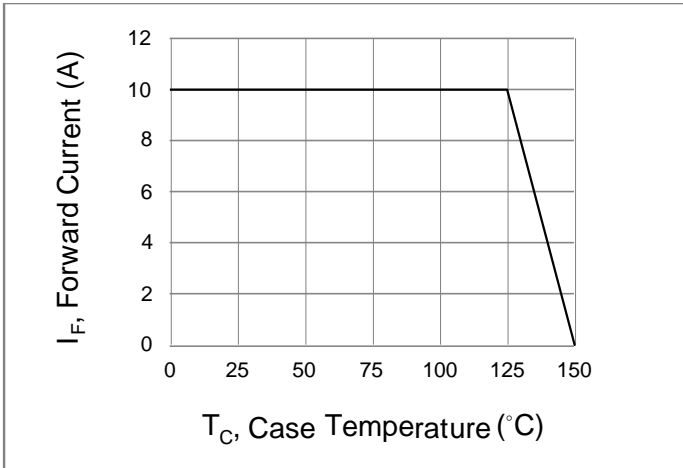


Fig.1 Forward Current Derating Curve

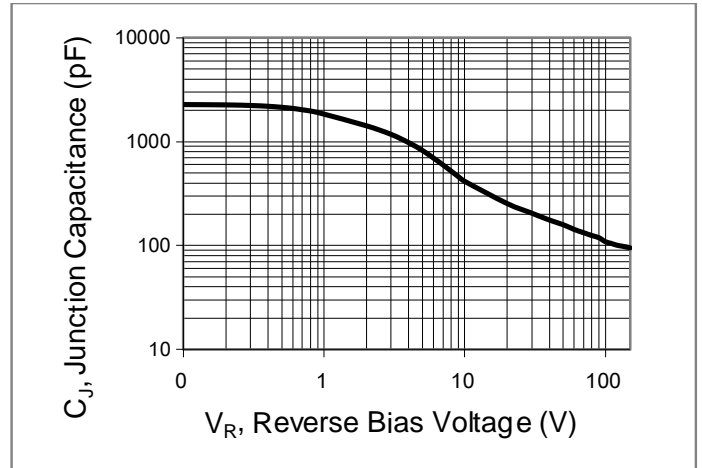


Fig.2 Typical Junction Capacitance

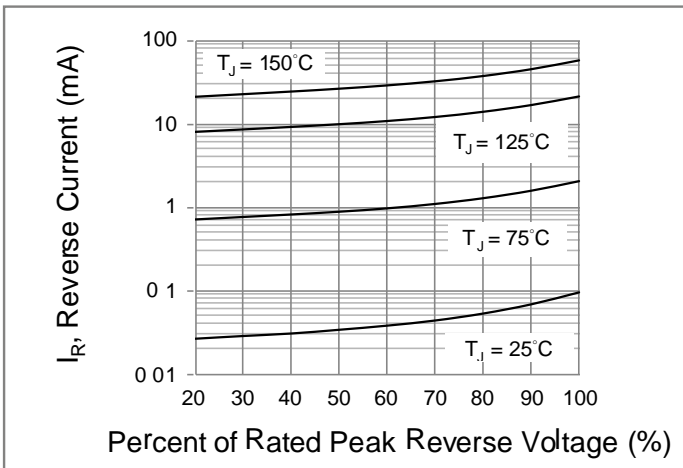


Fig.3 Typical Reverse Characteristics

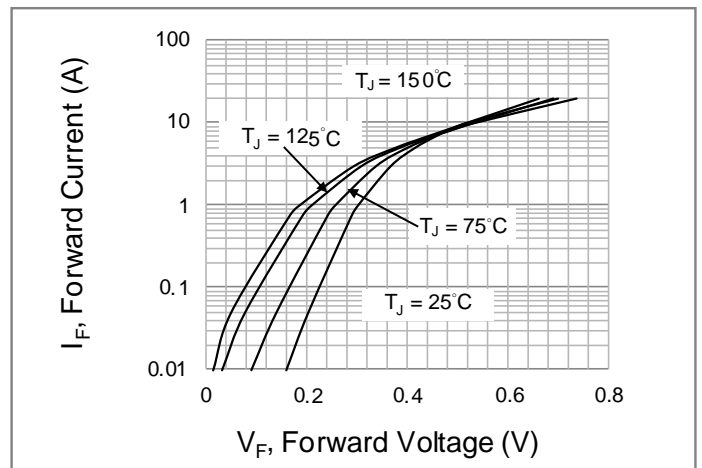


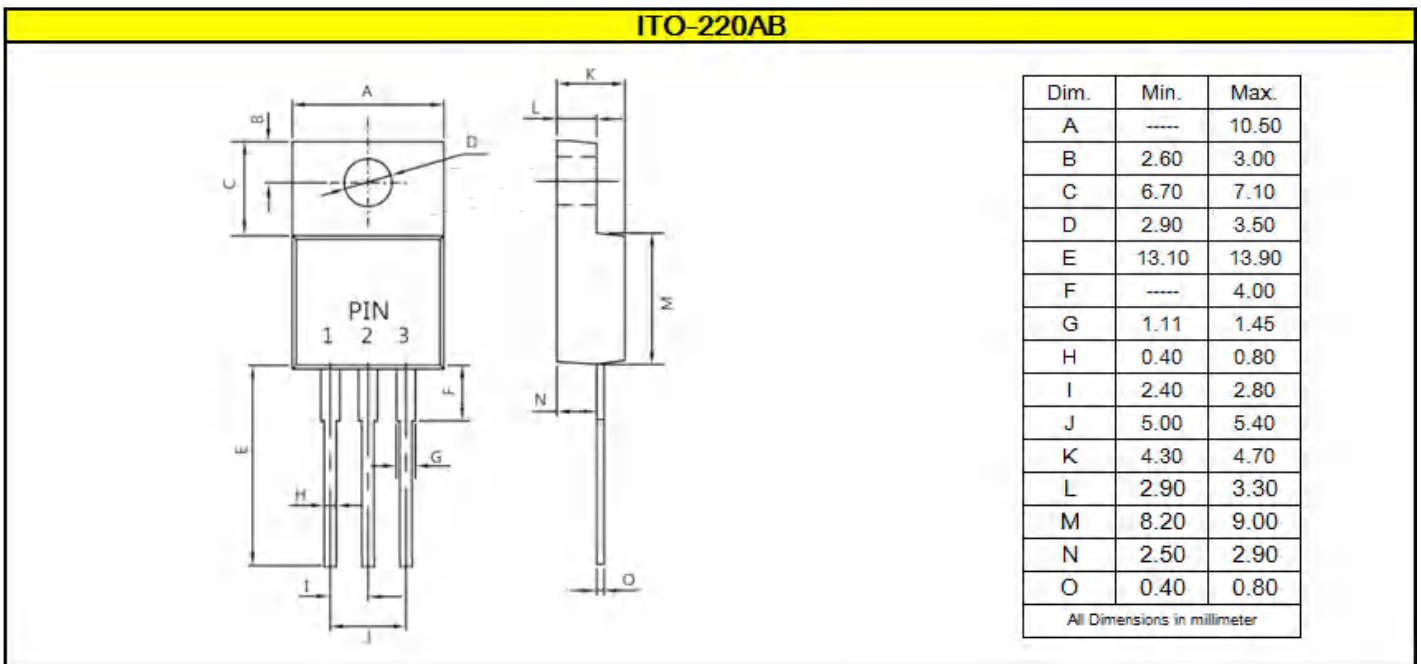
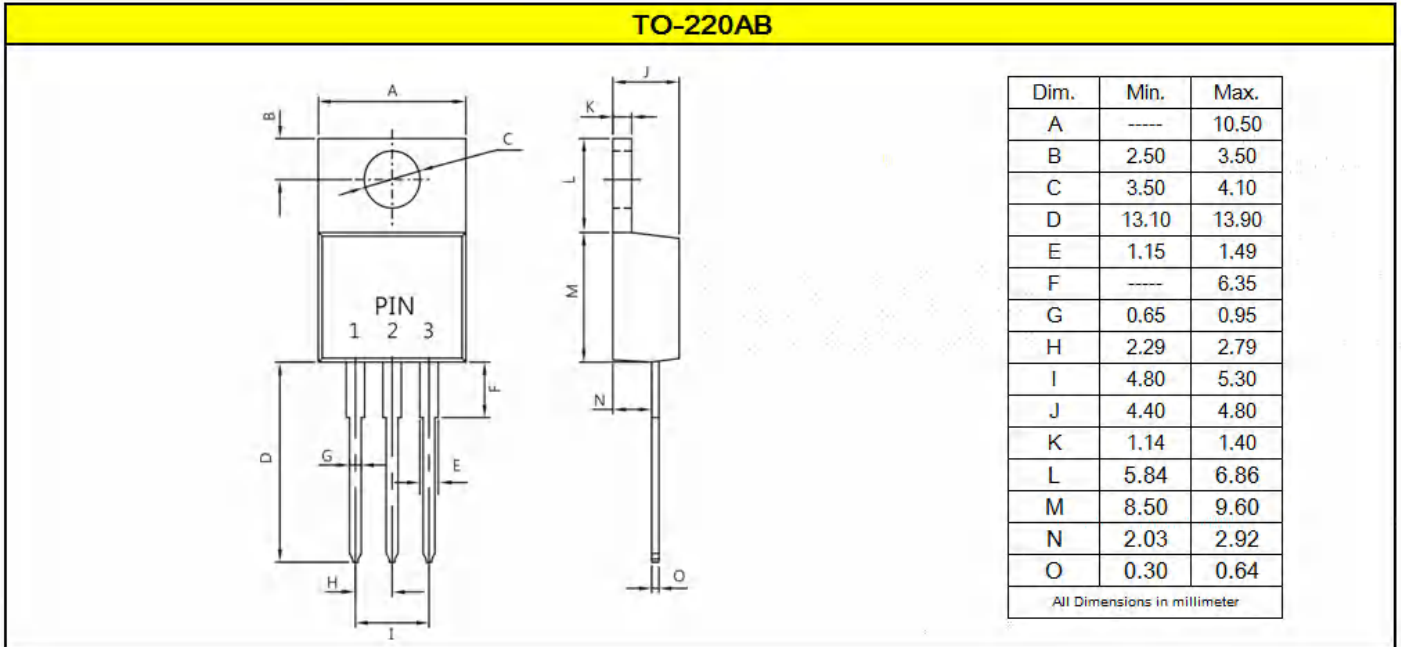
Fig.4 Typical Forward Characteristics

CURRENT 20 Ampere
 VOLTAGE RANG 45 to 150 Volts

SB2045LCT THRU SB20150LFCT

Package information

Package outline Dimensions millimeters



CURRENT 20 Ampere
 VOLTAGE RANG 45 to 150 Volts

SB2045LCT THRU SB20150LFCT

Package information

Package outline Dimensions millimeters

