

CURRENT 260 Ampere
VOLTAGE RANG 600 to 1800 Volts

MSCD260; MSKD260; MSAD260



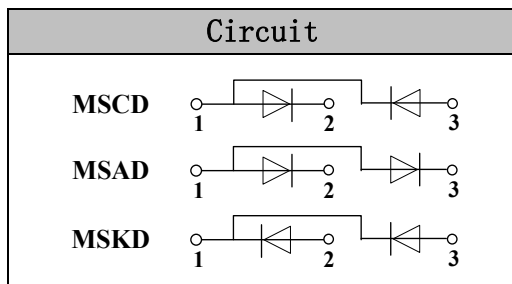
VRRM 800 to 1800V
IFAV 260 Amp

Applications

- Non-controllable rectifiers for AC/AC converters
- Line rectifiers for transistorized AC motor controllers
- Field supply for DC motors

Features

- Blocking voltage: 800 to 1800V
- Heat transfer through aluminum nitride ceramic isolated metal baseplate



Module Type

TYPE			VRRM	VRSM
MSCD260-08	MSAD260-08	MSKD260-08	800V	900V
MSCD260-12	MSAD260-12	MSKD260-12	1200V	1300V
MSCD260-16	MSAD260-16	MSKD260-16	1600V	1700V
MSCD260-18	MSAD260-18	MSKD260-18	1800V	1900V

Maximum Ratings

Symbol	Conditions	Values	Units
IFAV	T _c =85°C	260	A
IFSM	t=10mS T _{vj} =45°C	11000	A
i ² t	t=10mS T _{vj} =45°C	605000	A ² s
V _{isol}	a.c.50HZ;r.m.s.;1min	3000	V
T _{vj}		-40 to +150	°C
T _{stg}		-40 to +125	°C
Mt	To terminals(M8)	9±15%	Nm
Ms	To heatsink(M6)	5±15%	Nm
Weight	Module	650	g

Thermal Characteristics

Symbol	Conditions	Values	Units
R _{th(j-c)}	Module	0.08	°C/W
R _{th(c-s)}	Module	0.05	°C/W

Electrical Characteristics

Symbol	Conditions	Values	Units
V _{FM}	T=25°C I _{FM} =750A	1.25	V
IRD	T _{vj} =T _{vjM} V _{RD} =V _{RRM}	≤15	mA

CURRENT 260 Ampere
 VOLTAGE RANG 600 to 1800 Volts
Performance Curves

MSCD260; MSKD260; MSAD260

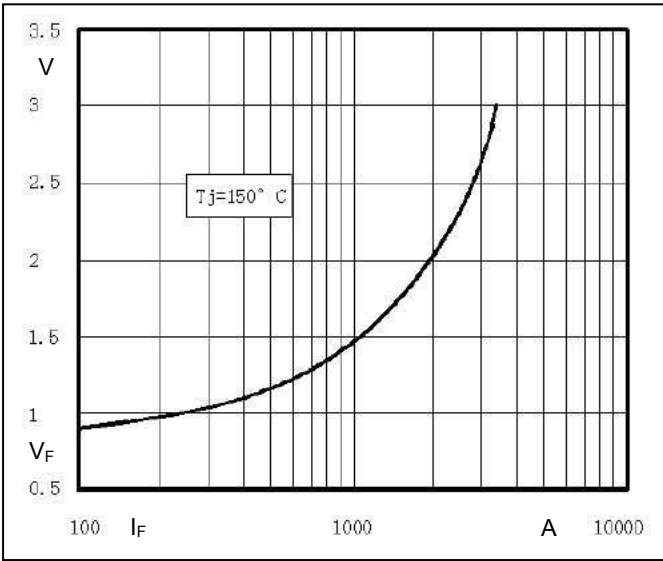


Fig1. Forward Characteristics

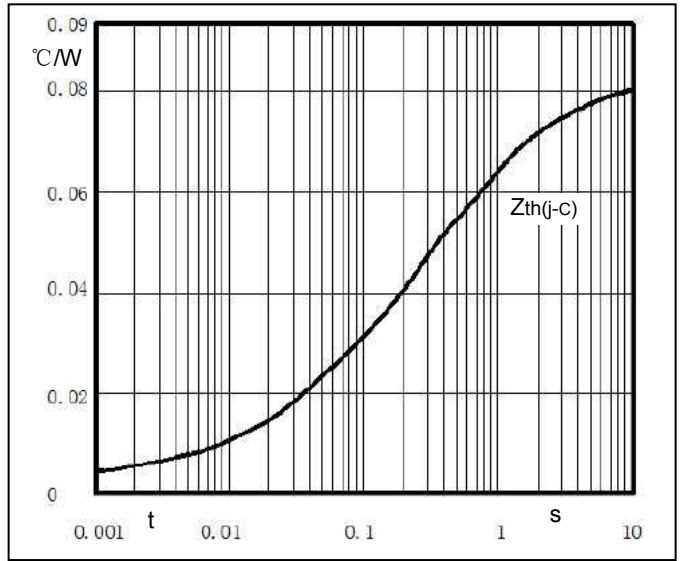


Fig2. Transient thermal impedance

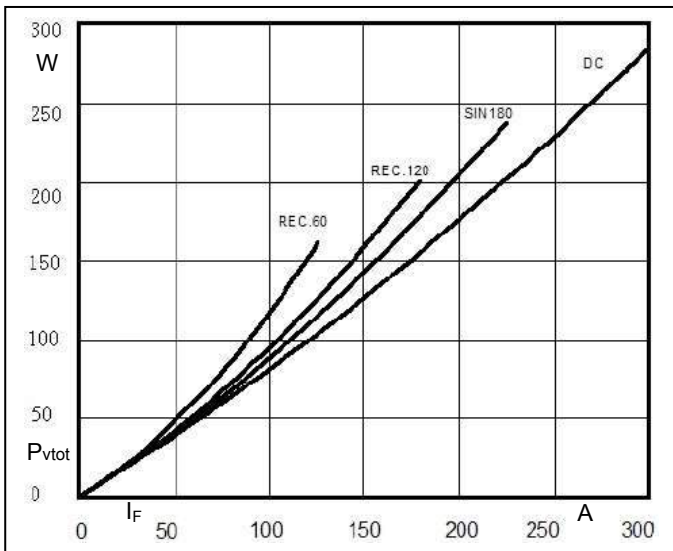


Fig3. Power dissipation

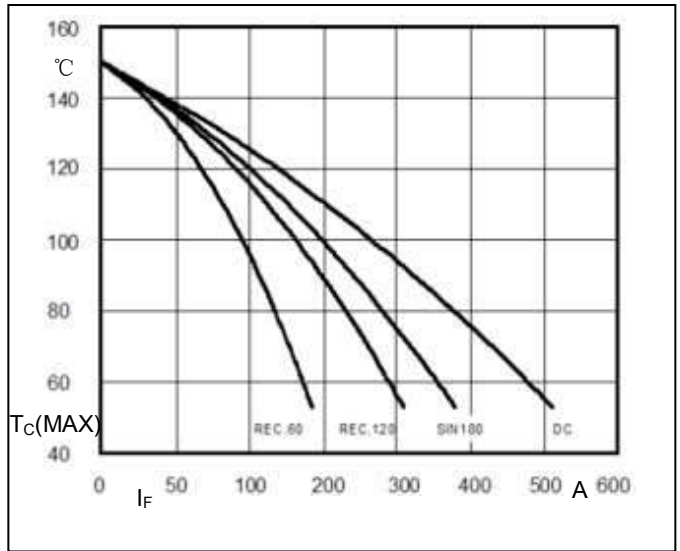


Fig4. case temperature vs. forward current

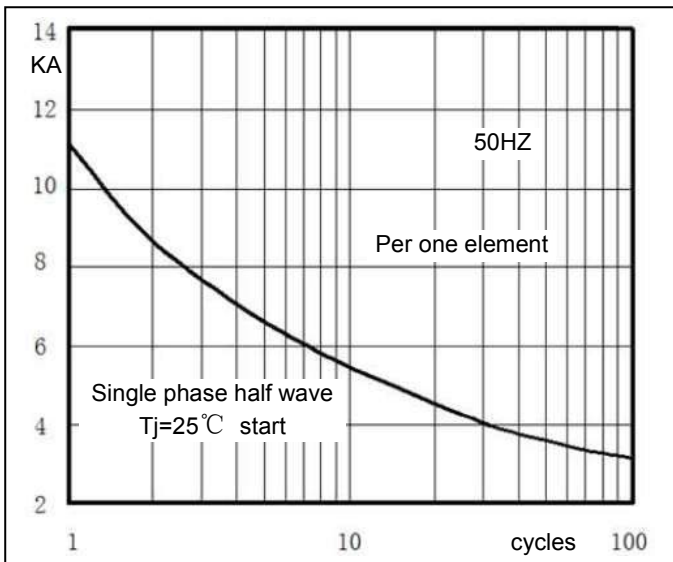


Fig5. Max Non-Repetitive Forward Surge Current

CURRENT 260 Ampere
VOLTAGE RANG 600 to 1800 Volts

MSCD260; MSKD260; MSAD260

Package Outline Information

